

# BMC/BLMC ENGINE ID PLATES NOW AVAILABLE—MADE TO ORDER

Clarke Spares & Restorations is pleased to announce a complete and accurate engine ID plate replacement service

CSR has spent considerable time and money developing new tooling to make authentic reproductions of all BMC/BLMC engine ID plates. Plates are produced as original with the correct size and style embossed (raised) letter and number figures, the proper embossed dashes and diagonals, as well as indented notations have also been incorporated into reproduction process.

We will duplicate your worn or missing A, B, or C engine series ID plate using the correct thickness and shape aluminum blank. Just send us your original or use the information included on the sheet to advise us of all particulars. Please fill out the order form. \$25 each (US funds) includes (return) shipping to a US address. Add \$3 for non-US address.

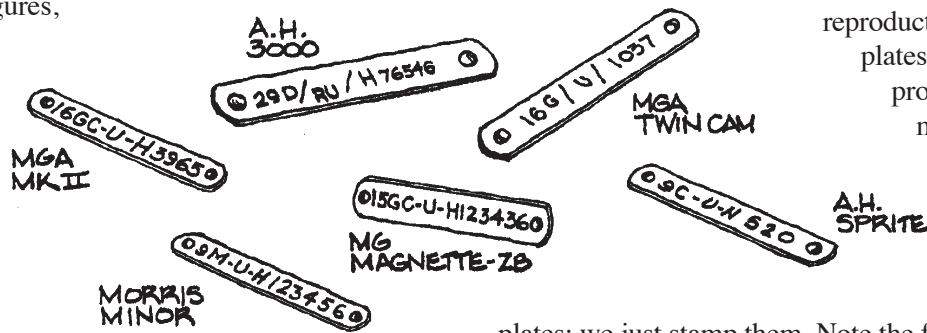
If your plate is missing and you are not sure of the original number, an educated guess can be made on how the plate should appear based on the year of the car, etc. Please refer to information included on this sheet and factory text concerning engine numbers.

Order your engine ID plates using this flier by providing us with the following (please print):

1. Year, type, and model of vehicle \_\_\_\_\_
2. Size of engine \_\_\_\_\_
3. Plate style (see illustrations on back)  
circle the appropriate number...RS12-01...RS12-02...RS12-03...RS12-04...RS12-04V...RS12-05  
(if you are sending us an original, there is no need to complete this)
4. Write number and letter figures in appropriate blank—include dashes and diagonals, indented notations, etc.
5. Name and mailing address \_\_\_\_\_
6. Method of payment:    check   
                                   visa/mc     exp. date \_\_\_\_\_    acct# \_\_\_\_\_

Engine ID numbers were never meant to be used to identify cars and trucks for legal purposes as all British vehicles carried a VIN stamped or embossed on a separate plate.

CSR also can stamp reproduction VIN plates—original or proof of ownership must accompany your work order/ Ask for details. CSR does not produce VIN



our


plates; we just stamp them. Note the following:

Removal of the engine ID plate: The ID plate is held to the block with two hardened steel round head type U Drive Screws (spiral shank drive rivet). Using a thin but stiff tool, carefully pry up against the underside of the plate near the rivets. Once the rivets have been loosened, they can be gripped with a plier or vise-grip tool and pulled out. Original rivets can be reused. If the heads have been chiseled off, it will be almost impossible to get the rest of the rivet out of the block. Fortunately, the rivet holes are deeper than need be and the broken rivet can be driven further into the block. The fresh rivet will have to be shortened to fit the new shallow hole. CSR offers the correct style rivets: part no. F76 @ \$.60 for two.

**PLATE BLANK REFERENCE NUMBERS**—use these illustrations to give us the details about your plate(s). Be sure to note all figures and sizes. If you are sending us your original, there is no need to fill in the information on the blanks. All figure sizes are measured from front.


**Ref. No. RS12-01**

Typical size plate used on engines fitted to MGA (all), Magnette ZA, ZB, Mk III/IV models, early Mini, early MGB, Metropolitans, etc. 3/16" high letter and number figures—dashes and diagonals used. In some cases, indented notations are made...“H”...“DA” etc. They range in size from 1/8"-5/16".



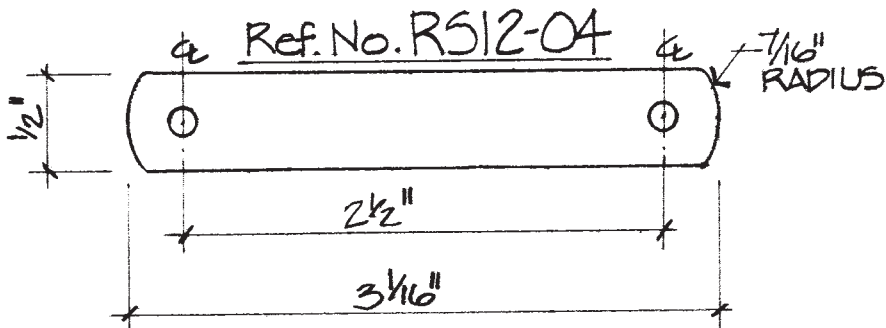
**Ref. No. RS12-02**

Typical size plate used on engines fitted to Austin Healey 100-4. All letters and numbers are stamped...different size figures depending on production run—7/32", 1/4", and 9/32" sizes are used. If original is not included with order we will use our discretion. Proper font used.




**Ref. No. RS12-03**

Typical size plate used on engines fitted to Austin Healey 100-6/3000 models, MGC, etc. Most embossed letters and numbers are 3/16", 5/16" diagonals used. 3/16", 7/32", and 5/16" indented notations are made...“RU”...“H”. Embossed figures on some 100-6 plates include 5/16" high “IC” and 1/4" high numbers.



**Ref. No. RS12-04**

Typical size plate used on most engines fitted to MGB, Sprite/Midget, Austin etc. Most embossed letters and numbers are 3/16". Dashes used, etc.



**Ref. No. RS12-04V**

Variation of above. Probably a factory error but we will match it!

**Ref. No. RS12-05**

Blank. If your engine ID plate is different from all of the above, please use this drawing and insert the particulars that match your plate...be sure to fill in all of the information. Blanks made to order may be subject to a 50% surcharge. We will advise before processing your order.

